





| Inventions Spring | Engages with debate | Vocabulary | Suggested significant artists | Artistic technique | Development of ideas | Compare and contrast |
|---|---|---|---|--|---|--|
| KS1 1 st HT Printing | How can you use four colours to create a masterpiece? | Printing Pattern Repeat Overlapping Digital art Masterpiece Texture Tone | Patterns  | Use objects to create prints (e.g. fruit, vegetables or sponges). Press, roll, rub and stamp to make prints. | Use repeating or overlapping shapes  | Compare and contrast digital art to printing in four colours |
| KS1 2 nd HT Digital | How can you use four colours to create a masterpiece? | | Mondrian Kandinsky | How to use a simple computer programme to make art. Use the tools function to create different textures, lines, tones, colours and shapes. Technological change | Use repeating or overlapping shapes | Legacy Technological change Sustainability |
| LKS2 Digital | Is colour or shape more important in pattern making? | Pattern Digital art Enhance Compare Geometric | Bridget Riley comparison with Islamic Geometric Art  | Create images, video and sound recordings and explain why they were created. Use the tools function to create pictures (using various lines, tones, shapes). | Add appropriate sound to enhance the piece.  | Compare the work of Bridget Riley with geometric art Legacy Technological change Sustainability |